



Your Future. Our Business.

Dear fellow investors,

The Fortress funds were little changed during the quarter as financial markets dealt with headwinds such as worldwide supply chain disruptions, higher inflation and expected tightening of global monetary policy. At the same time, they benefited from the engines of continued growth and improved profitability in many companies and countries around the world, and exceptionally low interest rates. In many ways, financial markets have long moved on from the kind of singular focus on the pandemic that still prevails in everyday life. Ironically, just as many of us will be feeling more “normal” in our daily lives in the months to come, financial markets may find themselves encountering more ups and downs as they too move onto conditions that are more “normal”. We believe this means investing selectively will be increasingly important, and that the kinds of well-valued securities where our portfolios focus still hold exceptional potential.

The fiscal year-end for our funds is September 30 and, as luck would have it, the year just ended was the second best on record for the flagship Fortress Caribbean Growth Fund since it started nearly 25 years ago. (In case you’re wondering, the best year was +42% in 1997.) Since 1996, the fund has seen its Net Asset Value (NAV) per share increase from \$1 to over \$7. As those who’ve been investing with us since the beginning know, none of this has happened in a straight line. It has taken patience and discipline along the way, as well as the knowledge that even though we can’t predict the future, we can certainly prepare for it.

Thank you very much for investing with us.

Sincerely,
Fortress Fund Managers

OF INTEREST THIS QUARTER:

THE CARIBBEAN GROWTH FUND

declined 0.2% in the third quarter and is up 25.3% over the past year. Stocks had mixed performance as inflation rose and central banks discussed raising rates.

THE CARIBBEAN HIGH INTEREST FUND

returned 0.2% in the third quarter and is up 3.2% over the past year. Global bond prices held their value even as inflation readings rose.

THE CARIBBEAN PENSION FUND

shares gained between 0.6% and 1.5% in the third quarter and are up between 7.2% and 23.4% over the past year. Equity investments have seen strong performance since the lows reached last year.



Don't let inflation leave you behind

We all know the cost of living tends to rise over the years, and some years it rises more than others. It's important that the value of your savings keeps up. Historically, long-term assets like stocks and bonds – where our funds invest – have generated returns well above inflation and bank deposit rates. We expect the future to be no different.

Learn more about our range of funds at www.fortressfund.com, or email invest@fortressfund.com.



Caribbean Growth Fund

HIGHLIGHTS:

- *The Fund declined 0.2% in the quarter and is up 25.3% over the past year.*
- *Stocks around the world had mixed performance as inflation rose and central banks moved closer to reducing monetary stimulus.*

The Fund declined 0.2% in the third quarter and was up 25.3% over the past year. The net asset value (NAV) per share as of October 1 was \$7.1349. Net assets of the Fund were \$594 million, up from \$468 million this time last year. The Fund's annual compound rate of return since inception in 1996 is 8.3% per year. Its portfolio remains well diversified by security, geography and currency.

Caribbean stock markets were relatively flat for the third quarter, as many regional companies continued to face headwinds due to the tourism industry slowdown and global supply pressures. The Barbados and Jamaica indices declined marginally while the Trinidad index registered a small increase. While most regional stocks remained unchanged, some of the Fund's Guyana equities rallied significantly, namely Banks DIH and Demerara Bank which posted gains of 50% and 90% respectively. The performance in most Caribbean stock markets broadly reflects the current underlying economic fundamentals, though regional growth is expected to improve in 2022 driven by improved tourism activity and an increase in energy prices in the context of Trinidad. No doubt better economic activity will eventually be reflected in equity prices, but the timing of this improvement remains highly uncertain. One exception is Guyana, where GDP growth next year is expected to be 49% as energy operations build out.

In global equities, the third quarter started on a high note as strong earnings performance continued to boost U.S. equities and the U.S. Federal Reserve's (Fed's) ongoing easy policy added further support. Market sentiment appeared to shift, however, in late September as supply chain hiccups threatened to cut into sales and rising input costs compressed profit margins. At the same time, higher inflation readings brought concerns of a sooner than expected end to the Fed's largesse just as economic data cooled somewhat on a fresh rise in COVID-19 cases in some areas. Negative news from China, including energy shortages and the distress of a large property developer, also caused some weakness particularly among emerging markets stocks. Against this backdrop, the Fund's global investments were down marginally during the quarter, offset partially by our select biotech holdings which registered substantial gains.

During the quarter we moved out of our holding in the Fortress OAM Overseas Fund and replaced it with direct investments in the underlying OAM funds, totalling approximately 3.5% of the portfolio. The Fund's holdings in high-quality, well-valued stocks across a range of industries in the Caribbean and around the world continue to see good profitability and earnings growth. We think the prospects for these investments remain excellent, even as other parts of the market may face resistance in the coming months from high valuations, reduced growth, an uncertain path on the pandemic, and less fiscal and monetary policy support.

The Fund is once again open to all new subscriptions.

FUND OBJECTIVE

Capital growth over the long term. The Fund uses a value approach to invest primarily in Caribbean and international equities.

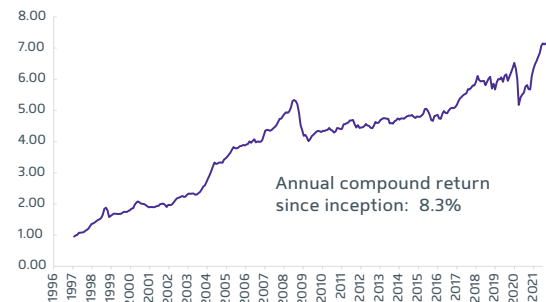
Minimum Investment	\$100
Net Asset Value per share	\$7.1349
Fund Net Assets	\$594,371,341
Fund Inception	Dec 9, 1996

INVESTMENT RETURNS

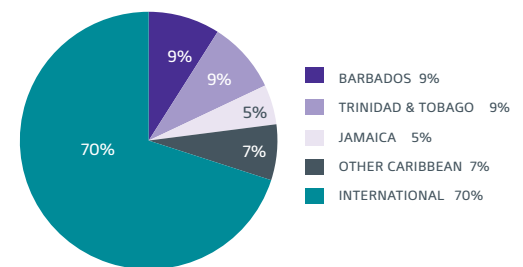
	3 Mo	1 Yr	3 Yrs	5 Yrs	Incept
Fortress	-0.2%	25.3%	5.4%	6.9%	8.3%
Jamaica	-1.1%	4.4%	1.8%	16.8%	7.6%
Trinidad	2.0%	8.5%	5.4%	4.1%	8.6%
Barbados	-0.4%	-10.8%	-9.4%	-1.0%	2.7%
MSCI World	0.1%	29.4%	13.7%	14.3%	7.8%

*periods longer than 1 year are annual compound returns

NAV SINCE INCEPTION TO SEPTEMBER 30TH, 2021



GEOGRAPHICAL DISTRIBUTION OF PORTFOLIO



TOP 5 HOLDINGS

Holding	Country/Region
1 Fortress International Equity Fund	International
2 Fortress Emerging Markets Fund	International
3 Fortress US Equity Fund	US
4 Templeton Asian Smaller Companies	Asia
5 Berkshire Hathaway Inc. Class B	US

EXPENSES

Manager: 1.75% per annum of net assets
Custodian:
 0.0875% on first \$30M in net assets
 0.075% on amounts over \$30M in net assets
Administrator:
 0.10% on the first \$30M in net assets
 0.0875% on amounts over \$30M in net assets
Redemption Charge: none
Initial Charges: 2%

MANAGER & ADMINISTRATOR

Fortress Fund Managers Ltd.

CUSTODIAN

SigniaGlobe Financial Group

AUDITORS

EY Barbados

ATTORNEY-AT-LAW

Clarke Gittens Farmer

DIRECTORS

Sir Geoffrey Cave, Chairman
 John Howard
 Maria Nicholls
 Tracey Shuffler
 John Williams
 Roger Cave, Investment Manager

Caribbean High Interest Fund



HIGHLIGHTS:

- *The Fund was up 0.2% in the third quarter and is up 3.2% over the past year.*
- *Bond prices rose in the early months of the third quarter but finished little changed as concerns over inflation and central bank policy grew.*

The Fund was up 0.2% in the third quarter and is up 3.2% over the past year. The net asset value (NAV) of the Fund's Accumulation share as of October 1 was \$2.1214, while the Distribution share finished at \$1.0129. Net assets of the Fund were \$143 million, up from \$133 million this time last year. The Fund's annual compound rate of return since inception in 2002 is 3.9% per year. Its portfolio remains as diversified as possible across various issuers, industries, geographies and terms to maturity.

Global bond prices strengthened in the beginning of the quarter on the expectation of slower economic recovery as new strains of COVID-19 spread. However, as the quarter progressed, the economy proved largely resilient, and supply chain constraints and labour shortages pushed inflation higher. Higher inflation is a concern for bond investors because it erodes the value of their fixed future payments. The market has been grappling with the possibility that current inflation pressures will not be transitory and will lead to higher long-term interest rates. This, along with the U.S. Federal Reserve's (Fed's) announcement in September of its intention to begin reducing asset purchases – also known as "tapering" – pushed bond prices lower again. The U.S. 10-year Treasury yield started the quarter at 1.47%, traded as low as 1.17% in August, before ending the quarter little changed at 1.48%. This level is close to pre-pandemic levels from early 2020. Our global fixed income investments via the US\$ Fortress Fixed Income Fund returned 0.1% over the quarter. We incrementally added to our holdings in 7-year U.S Treasuries where we continue to see a balanced interest rate risk to expected return relationship. As the Fed moves closer to tapering and economic recovery continues, we see the potential for rates to rise further and as a result we are keeping the average term to maturity of holdings relatively short while still positioning to earn an acceptable return.

In Barbados, the fixed income market remained quiet with no meaningful corporate or government issuance and few opportunities to deploy capital. Against this backdrop, and as some of our positions matured, cash in the Fund rose slightly and remained a marginal drag on performance. At the end of the quarter, cash stood at 14% of the portfolio. Our existing corporate positions continued to perform well, and we rolled over some of them as they matured. The Fund's Government of Barbados ("GOB") weighting fell marginally from 10% to 9% as we continued to collect regular principal repayments on GOB Series F bonds, which are scheduled to have their final principal payment next year. The average term to maturity of the Fund's portfolio is now just over 5 years, including cash and investments. As economic growth resumes in Barbados we expect bond issuance also to resume, but that time has not yet come. The gross yield of the Fund's portfolio is approximately 3.1%, a good estimate of its medium-term return potential.

The Fund is currently open only to monthly savings programmes and pensions. It remains closed to new lump sum investments.

FUND OBJECTIVE

Income and capital preservation over the medium term. The Fund actively invests in a diversified portfolio of primarily Caribbean and international debt securities.

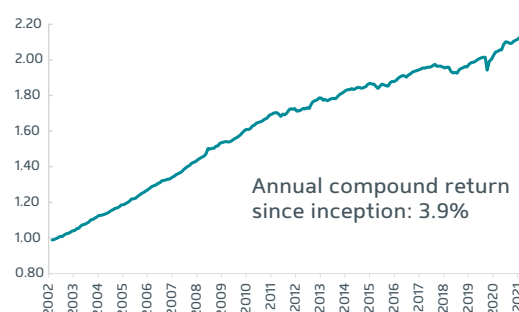
<i>Minimum Investment</i>	\$500
<i>Net Asset Value per share</i>	\$2.1214 / \$1.0129
<i>Fund Net Assets</i>	\$142,951,634
<i>Fund Inception</i>	May 17, 2002

INVESTMENT RETURNS

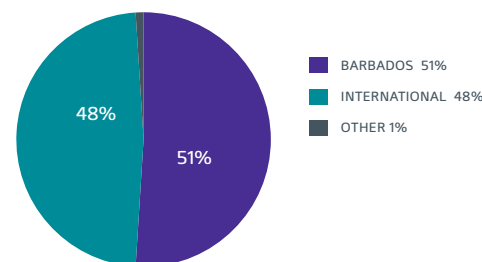
3 Months	1 Year	3 Years	5 Years	Inception
0.2%	3.2%	3.1%	2.1%	3.9%

*periods longer than 1 year are annual compound returns

NAV SINCE INCEPTION TO SEPTEMBER 30TH, 2021



GEOGRAPHICAL DISTRIBUTION OF PORTFOLIO



TOP 5 HOLDINGS

Holding	Country
1 Fortress Fixed Income Fund	International
2 Deposits - CIBC FirstCaribbean Intl Bank	Barbados
3 Fortress World Fixed Income Fund	International
4 Government of Barbados Series F Bond	Barbados
5 First Citizens Repo January 3, 2022	Barbados

EXPENSES

Manager: 0.75% per annum
Custodian & Administrator:
 0.20% on first \$30M in net assets
 0.175% on next \$50M in net assets
 0.15% on amounts over \$80M in net assets
Redemption Charge:
 2% for funds held less than 6 months
 Up to 1% for funds held less than 6 months - 2 years
 Nil after 2 years
Initial Charges: none

MANAGER & ADMINISTRATOR

Fortress Fund Managers Ltd.

CUSTODIAN

SigniaGlobe Financial Group

AUDITORS

EY Barbados

ATTORNEY-AT-LAW

Clarke Gittens Farmer

DIRECTORS

Sir Geoffrey Cave, Chairman
 John Howard
 Maria Nicholls
 Tracey Shuffler
 John Williams
 Roger Cave, Investment Manager

Please see our **Fund Prospectus** for further important information.



Caribbean Pension Fund

HIGHLIGHTS:

- The three classes of shares of the Pension Fund gained between 0.6% and 1.5% in the third quarter and are up between 7.2% and 23.4% over the past year. Equity investments have seen strong returns since last year's lows.
- Returns by class of share are shown in the table to the right.

Our Pensions Director, René Delmas, has been in the investing business for more than 30 years. He's seen many happy stories unfold over that time as he's helped thousands of pension plan participants save and invest for (and during) retirement. He recently distilled this experience into his very own list of "Top 10 Pension Pitfalls to Avoid". Here are the first 4 from his list.

René's Top 10 Pension Pitfalls to Avoid

- 1 There will never be a "perfect time" to start saving and investing for your future and there will always be some unusual demand on your time and money. So don't delay – the best time to start is *now*. Start the regular monthly habit with whatever you can afford right now, today.
- 2 As you earn more over the years, don't forget to increase the monthly amount you're saving and investing, too. Many pension plans will make this adjustment for you, but it's up to you to keep an eye on your own overall programme over the years. Yes, spending a little more is nice, but saving more as you start to earn more is a big factor in how fast your savings grow.
- 3 To help you sleep at night and keep emotions at bay during market ups and downs, keep at least three months' salary saved in an account where you can get it instantly if needed. Don't underestimate the importance of this flexibility, and the power of knowing you have it.
- 4 There is no requirement to guess where the market is going next, so don't bother trying. No one knows where it is going next, but over time it tends to go up along with underlying company earnings. Just save steadily and invest in good long-term assets, and then get on with life. Today's news will become yesterday's news all too soon.

To be continued...We'll have more from René's list in next quarter's report!

Investors in the Pension Fund typically select from three different classes of shares, based on personal circumstances and risk tolerance. These classes differ in how their assets are spread across the major asset classes of equities, bonds, and real estate and other assets. The graphs show how each of the classes (AA, CC, CS) is allocated currently. The reports on the Caribbean Growth Fund and Caribbean High Interest Fund on pages two and three of this quarterly report give you a direct look into the performance, positioning and outlook for the major underlying investments in the Pension Fund.

Fortress is a leading provider of investment management and pension administration services to defined contribution (DC) and defined benefit (DB) pension plans of all sizes.

In addition, our proprietary pension products serve companies and employees both before and after retirement:

Fortress Multi-Employer Pension Plan

- Complete outsourced solution helps companies bypass the expense and burden of maintaining a standalone pension plan.
- Each company selects their own suite of plan details including eligibility, vesting periods, contribution rates, and retirement age.
- As a participant, you select your own investment option from the three classes of the Fortress Caribbean Pension Fund.

Personal Pension (RRSP)

- Individual account for investing your own pension savings.
- If you change employers your accumulated pension savings can be transferred into an RRSP and remain invested as you select.

INNOVA Lifestage Income Plan

- An alternative to low rates on fixed annuities after retirement.
- You stay invested even in retirement and draw down a variable monthly pension from your own investment account.
- Any undrawn amount forms part of your estate.

The Fortress Caribbean Pension Fund is the primary investment offering behind all our pension products and for company defined contribution pension plans.

EXPENSES

Manager: 0.50% per annum of net assets at the Fund level.
Fees from the underlying Fortress funds in which the Fund invests are capped at between 0.25% and 0.50% per annum of net assets, depending on the fund.
Custodian: \$7,500 per year paid by the Fund as a whole.
Administrator: 0.03% per annum.
Sales Charge: None
Redemption Charge: none

MANAGER & ADMINISTRATOR

Fortress Fund Managers Ltd

CUSTODIAN

SigniaGlobe Financial Group

AUDITORS

EY Barbados

ATTORNEY-AT-LAW

Clarke Gittens Farmer

FUND OBJECTIVE

Capital growth, income and security over the long term, as appropriate to each class of share. The Fund invests in equities, fixed income, and real estate assets primarily via the other Fortress funds.

Net Asset Value

Per Share: \$30.49 / \$28.76 / \$19.31
(AA/CC/CS)

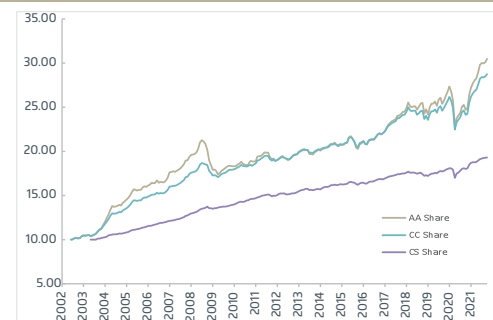
Fund Net Assets: \$395,876,154

INVESTMENT RETURNS

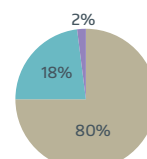
	3 Mo	1 Yr	3 Yrs	5 Yrs	Incept.
AA Share	1.5%	23.4%	6.1%	6.7%	5.9%
CC Share	1.2%	19.2%	5.4%	5.5%	5.6%
CS Share	0.6%	7.2%	3.5%	2.7%	3.6%

*periods longer than 1 year are annual compound returns

NAV SINCE INCEPTION TO SEPTEMBER 30TH, 2021

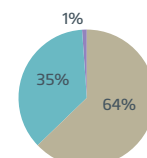


ASSET ALLOCATION



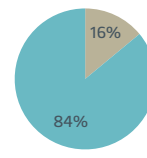
AGGRESSIVE ACCUMULATOR (AA)

EQUITIES 80%
FIXED INCOME 18%
REAL ESTATE/OTHER 2%



CONSERVATIVE CONSOLIDATOR (CC)

EQUITIES 64%
FIXED INCOME 35%
REAL ESTATE/OTHER 1%



CAPITAL SECURE (CS)

EQUITIES 16%
FIXED INCOME 84%
REAL ESTATE/OTHER 0%

DIRECTORS

Sir Geoffrey Cave, Chairman
René Delmas
John Howard
Desmond Kinch
Maria Nicholls
Tracey Shuffler
John Williams
Roger Cave, Investment Manager

Please see our **Fund Prospectus** for further important information.