



Dear fellow investors,

We were hopeful that after a difficult year in 2022 this year would surprise to the upside – not necessarily with good news, but with news that was less bad. The year is so far living up to that hope. The first quarter had a fair helping of bad news and yet despite this it had positive returns for both stocks and bonds, and the Fortress funds all saw healthy gains.

The bad news this quarter centred around inflation and the U.S. banking system. Inflation has been moderating, but in fits and starts, not in a satisfying straight line down. Parts of the U.S. banking system, meanwhile, got caught with large, nervous depositors on the one hand, and portfolios of underwater bonds on the other. On the good news front – if you can call it that – the scare in the U.S. banking system raised the chances that the time of aggressive rate hikes is over. And financial markets were very pleased with this development. On balance, the good news won out this quarter because a fair amount of bad news was already priced in.

This quarter's good news/bad news story is another reminder that the financial markets are not what we see in our daily lives or in the media. Financial markets "feel around" constantly for what the future will look like long before it ever happens. This means that sensible long-term investing isn't about waiting for when the news is undeniably good. It means investing steadily in good assets when they are available at good prices, even – perhaps especially – when the news is bad, and just might get a bit better in time.

Thank you for investing with us.

Sincerely,
Fortress Fund Managers

OF INTEREST THIS QUARTER:

THE CARIBBEAN GROWTH FUND

gained 3.1% in the first quarter and is down 6.1% over the past year. Global shares rallied and Caribbean shares declined amid pressure on financials.

THE CARIBBEAN HIGH INTEREST FUND

gained 1.9% in the first quarter and is up 1.1% over the past year. Global bonds rallied on U.S. bank failures and moderating inflation.

THE CARIBBEAN PENSION FUND

shares gained between 1.9% and 3.0% in the first quarter and are down between 0.2% and 4.3% over the past year.

Slow and steady wins the race



One day the news is good, the next it's bad, the next it's – well – both. It's enough to tire out even the fittest hare.

Thankfully, long-term investing doesn't take that kind of effort. What it takes is consistency, and time. For our clients this means steady saving. For us here at Fortress it means steadily allocating capital where risks and expected returns are best.

Slow and steady won't win every race but we believe there's no better way to run this one.



Caribbean Growth Fund

HIGHLIGHTS:

- *The Fund gained 3.1% in the first quarter and is down 6.1% over the past year.*
- *Global equities posted gains for the quarter even as stresses appeared at U.S. banks. Caribbean shares were mostly lower.*

The Fund gained 3.1% in the first quarter and is down 6.1% over the past year. The net asset value (NAV) per share as of March 31 was \$7.2683. Net assets of the Fund were \$620 million, down from \$652 million this time last year. The Fund's annual compound rate of return since inception in 1996 is 7.9% per year. Its portfolio remains well diversified by security, geography, and currency.

Global equities started the year on a strong note but came under pressure in February as stubbornly high inflation data revived fears that more rate hikes could be needed to bring inflation down. Bond prices dropped during this time, adding to the large losses from last year. This matters because they affected some of the largest owners of bonds: U.S. banks. Runs on deposits at Silicon Valley Bank (SVB) and Signature Bank forced the sale of their bonds at discounts, crystallising previously "paper" losses. The situation came to a head in mid-March with the sudden failures of SVB and Signature. At these signs of stress, bonds rallied sharply because the U.S. Federal Reserve (Fed) and other central banks would now be forced to pursue friendlier policy. Stocks also gained, rallying after initial fears of wider banking problems were addressed. U.S. stocks finished the quarter with meaningful gains, especially among large-cap technology shares. International shares gained even more as currencies rallied against the U.S. dollar. The Fund's core allocations to the Fortress Global Funds contributed returns of between 3% and 6% during the quarter, and other international holdings such as the OAM Europe and Asia funds and the Templeton Asian Smaller Companies Fund also posted significant gains.

While global shares rallied, Caribbean shares were mostly weaker during the quarter. Some of the largest companies in the region are financials such as banks and insurance companies, which saw similar pressure as elsewhere in the world from the impact of sizeable bond holdings. Uncertainty around the effects from new accounting standards in the insurance industry also contributed to declines. Among the Fund's Caribbean holdings, Sagicor Financial and Guardian Holdings declined 11% and 8% respectively. We saw a gain in Banks DIH in Guyana, while other holdings in Guyana were unchanged.

It is now likely that a long-awaited U.S. economic slowdown is upon us. This could mean weaker company earnings in the months ahead, but it could also mean an end to interest rate hikes. It may also leave room for other geographies such as Europe and Asia to see better equity returns than the U.S., to the benefit of globally diversified investors – a development we would welcome. The Fund's portfolio remains focused on high-quality stocks with strong fundamentals, resilient operations, and trading at attractive valuations. Around the world, there are still many such shares to own, and we remain constructive on their long-term prospects.

The Fund continues to be open to all new subscriptions.

FUND OBJECTIVE

Capital growth over the long term. The Fund uses a value approach to invest primarily in Caribbean and international equities.

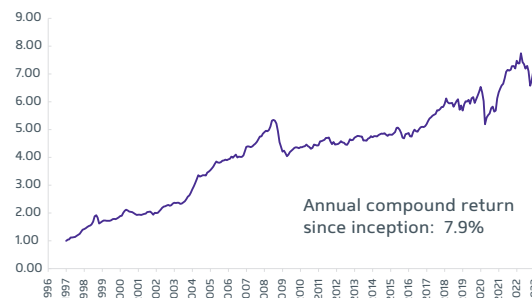
Net Asset Value per share	\$7.2683
Fund Net Assets	\$620,376,805
Fund Inception	Dec 9, 1996

INVESTMENT RETURNS

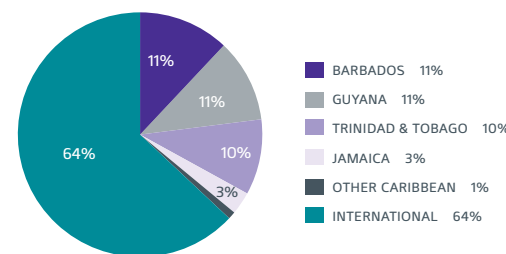
	3 Mo	1 Yr	3 Yrs	5 Yrs	Incept
Fortress	3.1%	-6.1%	11.9%	4.1%	7.9%
Jamaica	-3.5%	-10.3%	-5.3%	-0.7%	6.3%
Trinidad	-1.3%	-8.8%	-0.5%	0.7%	7.7%
Barbados	0.6%	6.8%	-7.1%	-4.8%	2.7%
MSCI World	7.9%	-6.3%	17.6%	8.6%	7.2%

*periods longer than 1 year are annual compound returns

NAV SINCE INCEPTION TO MARCH 31ST, 2023



GEOGRAPHICAL DISTRIBUTION OF PORTFOLIO



TOP 5 HOLDINGS

Holding	Country/Region
1 Fortress International Equity Fund	International
2 Fortress US Equity Fund	US
3 Fortress Emerging Markets Fund	International
4 Banks DIH	Guyana
5 Goddard Enterprises	Barbados

EXPENSES

Manager: 1.75% per annum of net assets
Custodian:
 0.0875% on first \$30M in net assets
 0.075% on amounts over \$30M in net assets
Administrator:
 0.10% on the first \$30M in net assets
 0.0875% on amounts over \$30M in net assets
Redemption Charge: none
Initial Charges: 2%

MANAGER & ADMINISTRATOR

Fortress Fund Managers Ltd.

CUSTODIAN

SigniaGlobe Financial Group

AUDITORS

EY Barbados

ATTORNEY-AT-LAW

Clarke Gittens Farmer

DIRECTORS

John Williams, Chairman
 Ruth Henry
 John Howard
 Greg McConnie
 Maria Nicholls
 Tracey Shuffler
 Roger Cave, Investment Manager

DEALING

Weekly on Fridays

Please see our [Fund Prospectus](#) for further important information.

Caribbean High Interest Fund

HIGHLIGHTS:

- *The Fund gained 1.9% in the first quarter and is up 1.1% over the past year.*
- *Global bonds gained as inflation moderated and bank failures lowered economic growth expectations.*

The Fund gained 1.9% in the first quarter and is up 1.1% over the past year. The net asset value (NAV) of the Fund's Accumulation share as of March 31 was \$2.1138, while the Distribution share finished at \$1.0090. Net assets of the Fund were \$142 million, down from \$144 million this time last year. The Fund's annual compound rate of return since inception in 2002 is 3.6% per year. Its portfolio remains as diversified as possible across various issuers, industries, geographies, and terms to maturity.

Global bonds had a volatile quarter but ended with gains across the board. Banking issues arose in mid-March and carried the most weight for investors as they suggested that the U.S. Federal Reserve (Fed) and other central banks have hit the limit of how far they can hike rates without causing unwelcome damage to key institutions. The damage this quarter was brought on by large deposit withdrawals at Silicon Valley Bank and Signature Bank, causing them to sell down their treasury bond portfolios at a loss and making them insolvent. The U.S. Federal Reserve (Fed) and other agencies supported the market immediately. They provided relief to uninsured depositors at the troubled banks and liquidity to other banks facing similar issues. Sensing the implied softening in Fed stance, the U.S. 10-year Treasury yield fell to 3.5% from 3.9% during the quarter, while the 2-year yield fell from 4.8% to 4.0%. These are still meaningful yields and are among the highest in the last decade. Even with the banking stress, the Fed still raised its target rate by the expected 0.25% in March to a range of 4.75-5%. We will see if this proves to be the last increase of the cycle. The bond market has already voted "yes" as Treasury bonds of all maturities now have yields below the Fed's target rate.

Against this backdrop the Fund's US\$ bond investments performed well. The core allocation to the Fortress Fixed Income Fund gained 3.7% over the quarter, outperforming the main U.S. bond index. Other individual corporate and emerging markets bond positions also contributed returns, gaining 1-3%. We added incrementally to long-dated U.S. Treasury exposure in the portfolio during the quarter as risk-reward prospects improved around the bank failures described above. The Fund's corporate holdings remain focused among the highest quality issuers at yields of 4% and higher. We expect these to also prove resilient to future economic weakness if it develops.

The local bond market in Barbados was quiet during the quarter. The Fund's positions in domestic corporate and government bonds performed as expected, generating steadily positive returns. During the quarter, cash in the portfolio declined from 23% to 19% as we placed new amounts in secured and unsecured deposits locally. Despite the still higher-than-desired cash, the gross yield on the Fund's portfolio is still above 4%, a good indication of its medium-term return potential.

The Fund is currently open only to monthly savings programmes and pensions. It remains closed to new lump sum investments.

FUND OBJECTIVE

Income and capital preservation over the medium term. The Fund actively invests in a diversified portfolio of primarily Caribbean and international debt securities.

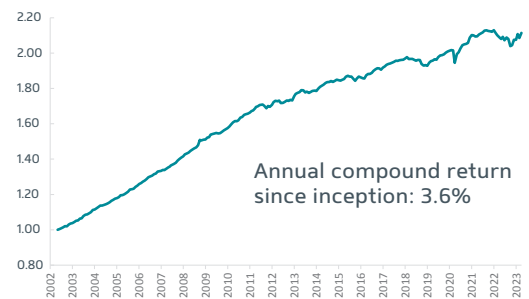
<i>Net Asset Value per share</i>	\$2.1138/ \$1.0090
<i>Fund Net Assets</i>	\$142,356,816
<i>Fund Inception</i>	May 17, 2002

INVESTMENT RETURNS

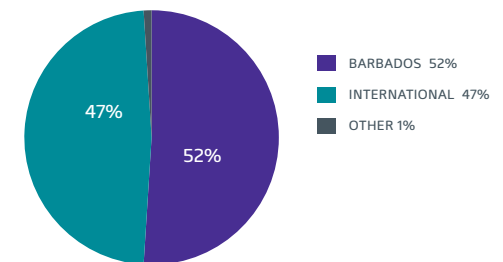
3 Months	1 Year	3 Years	5 Years	Inception
1.9%	1.1%	2.8%	1.5%	3.6%

*periods longer than 1 year are annual compound returns

NAV SINCE INCEPTION TO MARCH 31ST, 2023



GEOGRAPHICAL DISTRIBUTION OF PORTFOLIO



TOP 5 HOLDINGS

<i>Holding</i>	<i>Country</i>
1 Fortress Fixed Income Fund	International
2 Deposits - CIBC FirstCaribbean Intl Bank	Barbados
3 Fortress World Fixed Income Fund	International
4 Barbados Series B Sep 30, 2033	Barbados
5 GEL Note Nov 30 2023	Barbados

EXPENSES

Manager: 0.75% per annum
Custodian & Administrator:
 0.20% on first \$30M in net assets
 0.175% on next \$50M in net assets
 0.15% on amounts over \$80M in net assets
Redemption Charge:
 2% for funds held less than 6 months
 Up to 1% for funds held less than 6 months - 2 years
 Nil after 2 years
Initial Charges: none

MANAGER & ADMINISTRATOR

Fortress Fund Managers Ltd.

CUSTODIAN

SigniaGlobe Financial Group

AUDITORS

EY Barbados

ATTORNEY-AT-LAW

Clarke Gittens Farmer

DIRECTORS

John Williams, Chairman
 Ruth Henry
 John Howard
 Greg McConnie
 Maria Nicholls
 Tracey Shuffler
 Roger Cave, Investment Manager

DEALING

Weekly on Fridays

Please see our **Fund Prospectus** for further important information.



Caribbean Pension Fund

HIGHLIGHTS:

- The three classes of shares of the Pension Fund returned between 1.9% and 3.0% in the first quarter and are down between 0.2% and 4.3% over the past year. Stocks and bonds rallied globally as an end to central bank tightening became more likely.
- Returns by class of share are shown in the table to the right.

Saving for your retirement in a pension plan is an important task. But it's also important to make sure you are receiving a passing grade on the other cornerstones of financial security and the things that can lead to a healthy retirement:

- 1 Create a budget to target your spending. Many people feel budgets are a source of misery. But it's a fact of life that our spending must reach a limit somewhere. Why not make it deliberately at a level well below what you are earning and target it on the things that are most important and enjoyable to you.
- 2 Cut out the high-cost debt. Do you find yourself not paying off your full credit card balance on a regular basis? Then you are probably spending more than you earn and should look hard at your spending (see #1 above). Interest rates on credit cards can be 20% or more, so paying that off is the first and best investment to make.
- 3 Keep emergency money on hand. Having enough cash in the bank to cover unexpected expenses like a flat tyre, minor medical cost or other surprise is just good sense, but it also makes you feel stronger in your daily life. Experts usually suggest keeping 3-6 months of living expenses in the bank.
- 4 Invest for the long-term by paying yourself first. After satisfying all you statutory and recurring deductions (PAYE, NIS, rent or mortgage, utilities, etc.) you should be saving an amount every month to invest automatically in an investment outside your formal pension plan.
- 5 Reward yourself. Within your financial plan, make sure there's room to enjoy every day. This is part of a good budget – spending on the things that matter most to you, while building the financial security that gives you freedom along the way and in retirement.

Investors in the Pension Fund typically select from three different classes of shares, based on personal circumstances and risk tolerance. These classes differ in how their assets are spread across the major asset classes of equities, bonds, and real estate and other assets. The graphs show how each of the classes (AA, CC, CS) is allocated currently. The reports on the Caribbean Growth Fund and Caribbean High Interest Fund on pages two and three of this quarterly report give you a direct look into the performance, positioning and outlook for the major underlying investments in the Pension Fund.

Fortress is a leading provider of investment management and pension administration services to defined contribution (DC) and defined benefit (DB) pension plans of all sizes.

In addition, our proprietary pension products serve companies and employees both before and after retirement:

Fortress Multi-Employer Pension Plan

- Complete outsourced solution helps companies bypass the expense and burden of maintaining a standalone pension plan.
- Each company selects their own suite of plan details including eligibility, vesting periods, contribution rates, and retirement age.
- As a participant, you select your own investment option from the three classes of the Fortress Caribbean Pension Fund.

Personal Pension (RRSP)

- Individual account for investing your own pension savings.
- If you change employers your accumulated pension savings can be transferred into an RRSP and remain invested as you select.

INNOVA Lifestage Income Plan

- An alternative to low rates on fixed annuities after retirement.
- You stay invested even in retirement and draw down a variable monthly pension from your own investment account.
- Any undrawn amount forms part of your estate.

The Fortress Caribbean Pension Fund is the primary investment offering behind all our pension products and for company defined contribution pension plans.

EXPENSES

Manager: 0.50% per annum of net assets at the Fund level.
Fees from the underlying Fortress funds in which the Fund invests are capped at between 0.25% and 0.50% per annum of net assets, depending on the fund.
Custodian: \$7,500 per year paid by the Fund as a whole.
Administrator: 0.03% per annum.
Sales Charge: None
Redemption Charge: none

MANAGER & ADMINISTRATOR

Fortress Fund Managers Ltd

CUSTODIAN

SigniaGlobe Financial Group

AUDITORS

EY Barbados

ATTORNEY-AT-LAW

Clarke Gittens Farmer

FUND OBJECTIVE

Capital growth, income and security over the long term, as appropriate to each class of share. The Fund invests in equities, fixed income, and real estate assets primarily via the other Fortress funds.

Net Asset Value

Per Share: \$30.59 / \$28.97 / \$19.22
(AA/CC/CS)

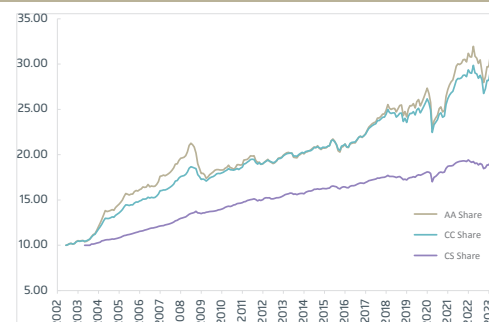
Fund Net Assets: \$407,265,742

INVESTMENT RETURNS

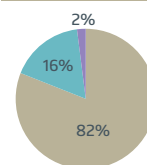
	3 Mo	1 Yr	3 Yrs	5 Yrs	Incept.
AA Share	3.0%	-4.3%	10.3%	4.1%	5.5%
CC Share	2.7%	-3.0%	8.9%	3.4%	5.2%
CS Share	1.9%	-0.2%	4.2%	1.8%	3.3%

*periods longer than 1 year are annual compound returns

NAV SINCE INCEPTION TO MARCH 31ST, 2023

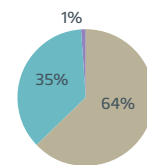


ASSET ALLOCATION



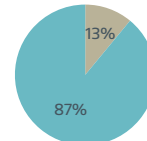
AGGRESSIVE ACCUMULATOR (AA)

- EQUITIES 82%
- FIXED INCOME 16%
- REAL ESTATE/OTHER 2%



CONSERVATIVE CONSOLIDATOR (CC)

- EQUITIES 64%
- FIXED INCOME 35%
- REAL ESTATE/OTHER 1%



CAPITAL SECURE (CS)

- EQUITIES 13%
- FIXED INCOME 87%
- REAL ESTATE/OTHER 0%

EXPENSES

Manager: 0.50% per annum of net assets at the Fund level.
Fees from the underlying Fortress funds in which the Fund invests are capped at between 0.25% and 0.50% per annum of net assets, depending on the fund.
Custodian: \$7,500 per year paid by the Fund as a whole.
Administrator: 0.03% per annum.
Sales Charge: None
Redemption Charge: none

MANAGER & ADMINISTRATOR

Fortress Fund Managers Ltd

CUSTODIAN

SigniaGlobe Financial Group

AUDITORS

EY Barbados

ATTORNEY-AT-LAW

Clarke Gittens Farmer

DIRECTORS

John Williams, Chairman

René Delmas

Ruth Henry

John Howard

Desmond Kinch

Greg McConnie

Maria Nicholls

Tracey Shuffler

Roger Cave, Investment Manager

Please see our **Fund Prospectus** for further important information.